

CHECKLIST

SUMMER PACKET



After completing your work, shade the box below.



WEEK 1 MONDAY	WEEK 1 TUESDAY	WEEK 1 WEDNESDAY	WEEK 1 THURSDAY	WEEK 1 FRIDAY
WEEK 2 MONDAY	WEEK 2 TUESDAY	WEEK 2 WEDNESDAY	WEEK 2 THURSDAY	WEEK 2 FRIDAY
WEEK 3 MONDAY	WEEK 3 TUESDAY	WEEK 3 WEDNESDAY	WEEK 3 THURSDAY	WEEK 3 FRIDAY
WEEK 4 MONDAY	WEEK 4 TUESDAY	WEEK 4 WEDNESDAY	WEEK 4 THURSDAY	WEEK 4 FRIDAY
WEEK 5 MONDAY	WEEK 5 TUESDAY	WEEK 5 WEDNESDAY	WEEK 5 THURSDAY	WEEK 5 FRIDAY
WEEK 6 MONDAY	WEEK 6 TUESDAY	WEEK 6 WEDNESDAY	WEEK 6 THURSDAY	WEEK 6 FRIDAY
WEEK 7 MONDAY	WEEK 7 TUESDAY	WEEK 7 WEDNESDAY	WEEK 7 THURSDAY	WEEK 7 FRIDAY
WEEK 8 MONDAY	WEEK 8 TUESDAY	WEEK 8 WEDNESDAY	WEEK 8 THURSDAY	WEEK 8 FRIDAY
WEEK 9 MONDAY	WEEK 9 TUESDAY	WEEK 9 WEDNESDAY	WEEK 9 THURSDAY	WEEK 9 FRIDAY
WEEK 10 MONDAY	WEEK 10 TUESDAY	WEEK 10 WEDNESDAY	WEEK 10 THURSDAY	WEEK 10 FRIDAY






- 1
- 2
- 3
- 4
- 5
- 6
- 7
- 8
- 9
- 10





MATH

Count and color the amount.

	1
	2

	1
	3


	2
	3

 	4
 	1

ELA

Circle all of the following letters: a







a a t a
a w n
a k a









Tuesday, Week 1

MATH

Count the dots. Write how many dots.


1 	2 	3 
4 	5 	6 


			
			
			


ELA


Color the beginning letter.




		
b	h	j

		
m	f	q

		
i	t	s

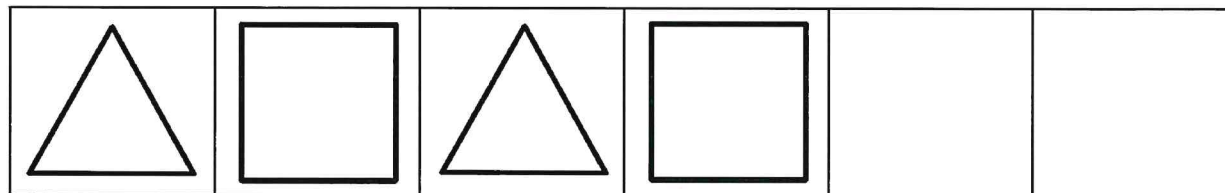
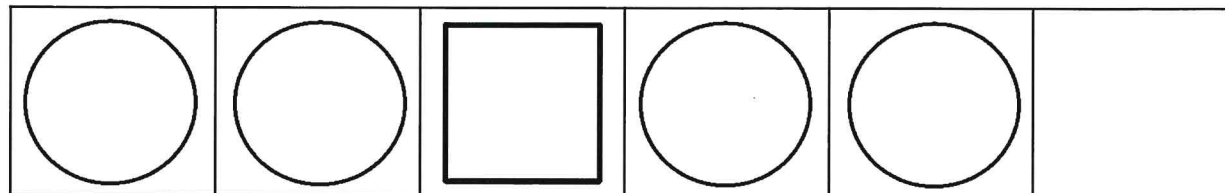
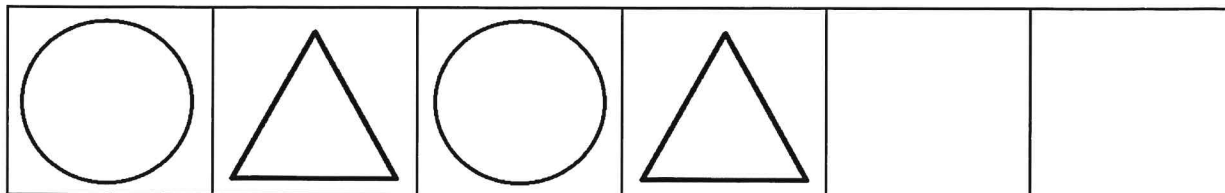
		
g	n	o

Wednesday, Week 1




MATH

Draw what comes next in each pattern.



ELA







Trace the lines from left to right.









Thursday, Week 1

MATH


Roll a die. Draw the dots. How many dots?

1 	2 	3 
4 	5 	6 


ELA

Trace the word and color the matching picture.




c o t

Friday, Week 1




MATH

Trace the numbers: 1 and 2.



ELA

Circle all of the following letters: b







Monday, Week 2







MATH

Count and color the amount.

	2
	3

	2
	4



	3
	4

	3
	4

- 1
- 2
- 3
- 4
- 5
- 6
- 7
- 8
- 9
- 10

ELA

Trace the word and color the items in red.



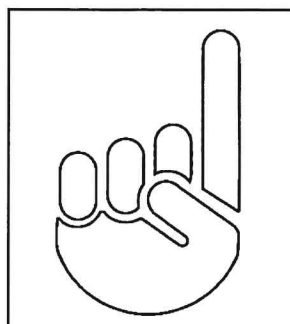
red




- 1
- 2
- 3
- 4
- 5
- 6
- 7
- 8
- 9
- 10

MATH

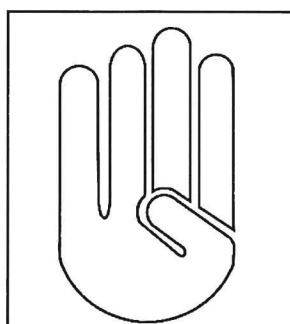
How many fingers? Color the correct answer.



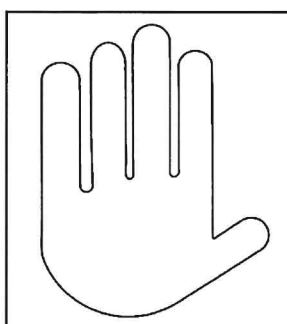
1
2



2
3



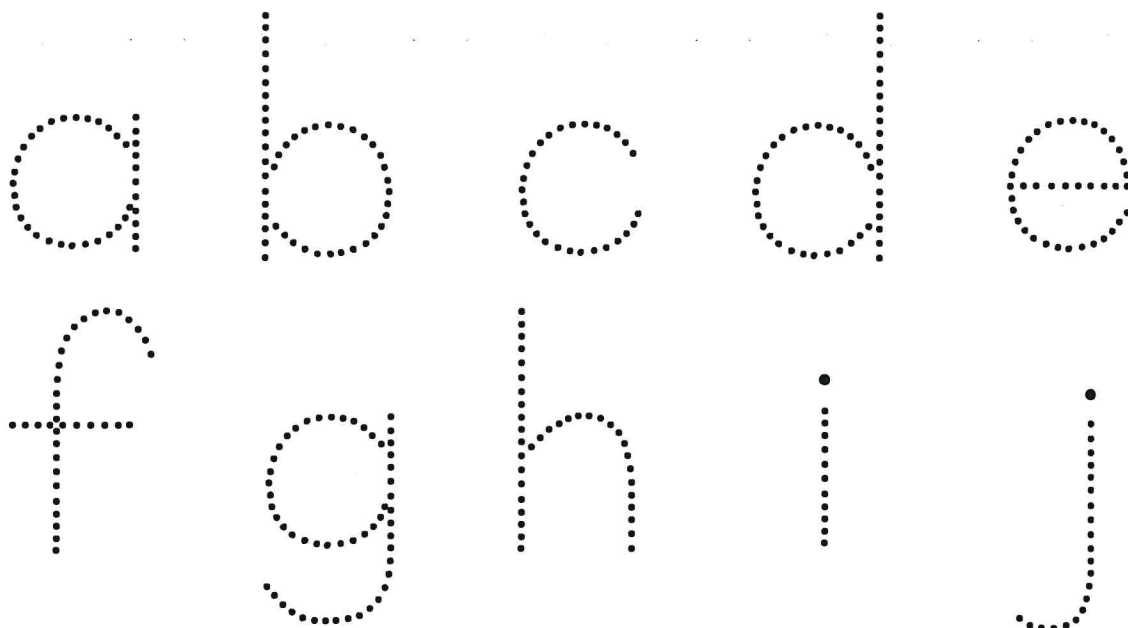
3
4




4
5

ELA

Trace the letters of the alphabet.

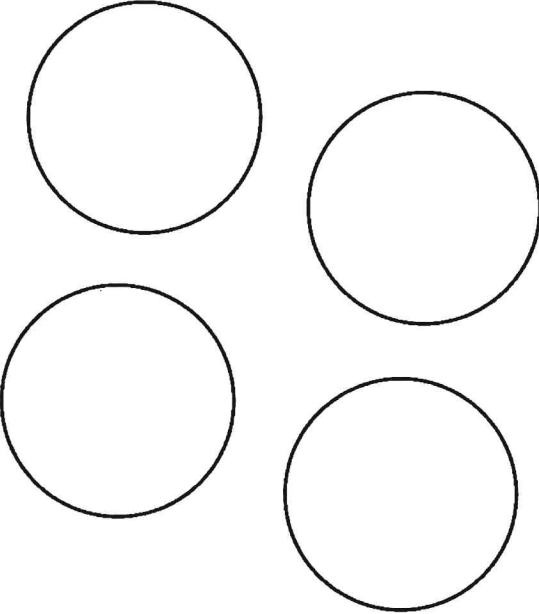


abcdefghijklmnopqrstuvwxyz



MATH


Count the circles on the left. Draw the same amount of circles on the right.

	
---	--

ELA

Color the picture according to the code.








red	a
blue	b
brown	c



Thursday, Week 2





MATH

Match the 2D shapes to their 2D shapes in the environment.




ELA

Trace the word and color the matching picture.







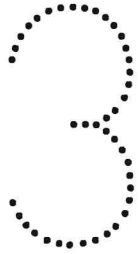

hat

Friday, Week 2



MATH

Trace the numbers: 3 and 4.



ELA

Circle all of the following letters: C

c

s

C

Z

c

r

y


C

u

d

c







f









Monday, Week 3

MATH

Draw the correct number of dice dots.


1 	2 	3 
4 	5 	6 

	1		4
	2		5
	3		6


ELA

Trace the lines from left to right.

LEFT		RIGHT
------	--	-------

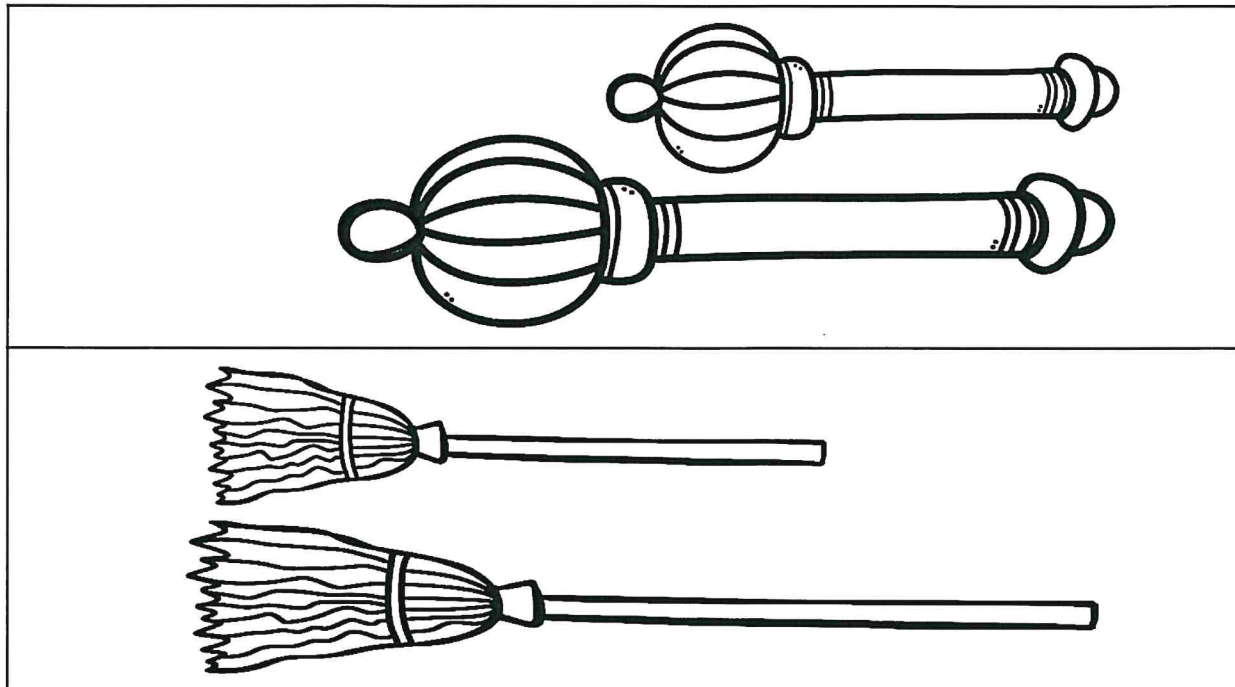


Tuesday, Week 3




MATH

Which item is shorter? Color the shorter item.



ELA

Trace the word and color the matching picture.










hen

Wednesday, Week 3

MATH

Color the squares.



ELA

Match the lowercase letters to their uppercase letters.


a
g
m
h
p
r

G
P
H
A
R
M



MATH

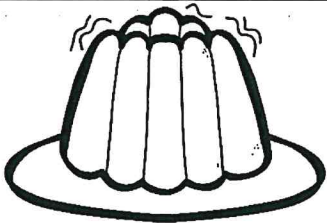
Count the triangles on the left. Draw the same amount of triangles on the right.


	
---	--


ELA


Color the beginning letter.




		
h	j	e

		
c	f	v

		
w	b	e



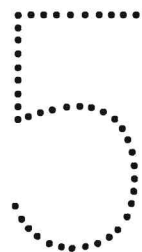

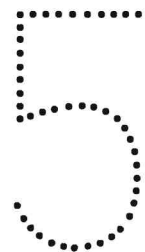
		
s	d	f

Friday, Week 3



MATH

Trace the numbers: 5 and 6.



ELA

Circle all of the following letters: e

c

e

u

i

e

t

e


o

e


v

e

a




Monday, Week 4





MATH

Who is shorter? Color the shorter of the two.



ELA

Trace the word and color the items in green.











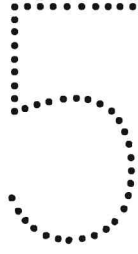
g r e e n



- 1
- 2
- 3
- 4
- 5
- 6
- 7
- 8
- 9
- 10


MATH







Trace the number in the box. Color the same number of objects.


ELA

Circle the picture that rhymes with the first image.






			
<p>cat</p>		<p>dog</p>	

Wednesday, Week 4



MATH

Count the squares on the left. Draw less squares on the right.

		
---	---	---

ELA


Trace the letters of the alphabet.



k l m n o
p q r s t


abcdefghijklmnopqrstuvwxyz

Thursday, Week 4



MATH

Color the circles.



ELA

Write the letter that comes next in the alphabet.

a	b	c	d	e	
---	---	---	---	---	--

g	h	i	j	k	
---	---	---	---	---	--

m	n	o	p	q	
---	---	---	---	---	--

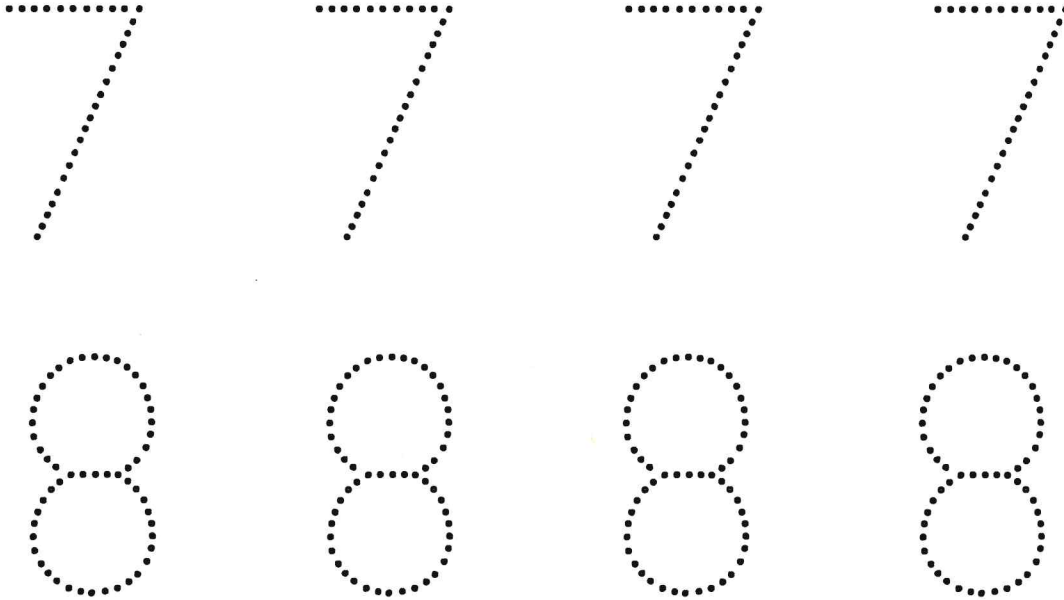
abcdefghijklmnopqrstuvwxyz

Friday, Week 4




MATH


Trace the numbers: 7 and 8.



ELA

Circle all of the following letters: S





- 1
- 2
- 3
- 4
- 5
- 6
- 7
- 8
- 9
- 10

MATH

Trace the number in the box. Color the same number of objects.

ELA

Color the beginning letter.



t	w	k

u	x	g

n	j	o


t	g	l

Tuesday, Week 5

MATH

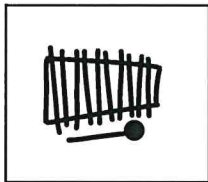
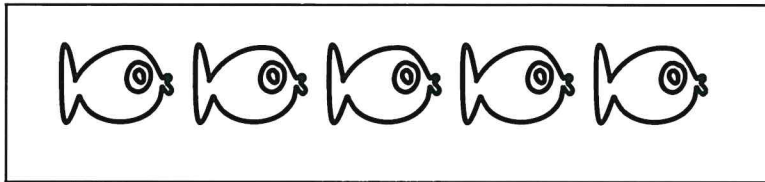
Match the numerals to the number of objects.

2




4

5



3



1


ELA

Trace the lines from left to right.

LEFT



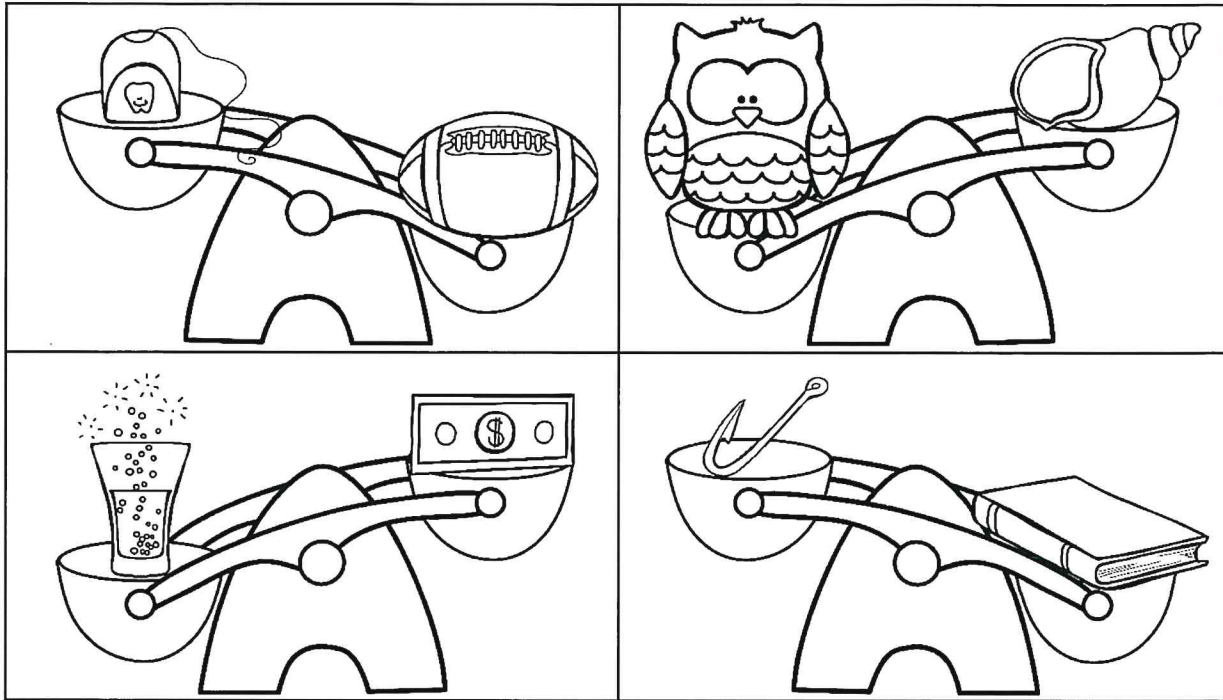
RIGHT





MATH


Which is lighter? Color the lighter item.




ELA

Color the picture according to the code.

red	d
blue	e
yellow	f




Thursday, Week 5



MATH

Count the hearts on the left. Draw more hearts on the right.

	
---	--

ELA

Match the lowercase letters to their uppercase letters.

b
d
k
i
s
f

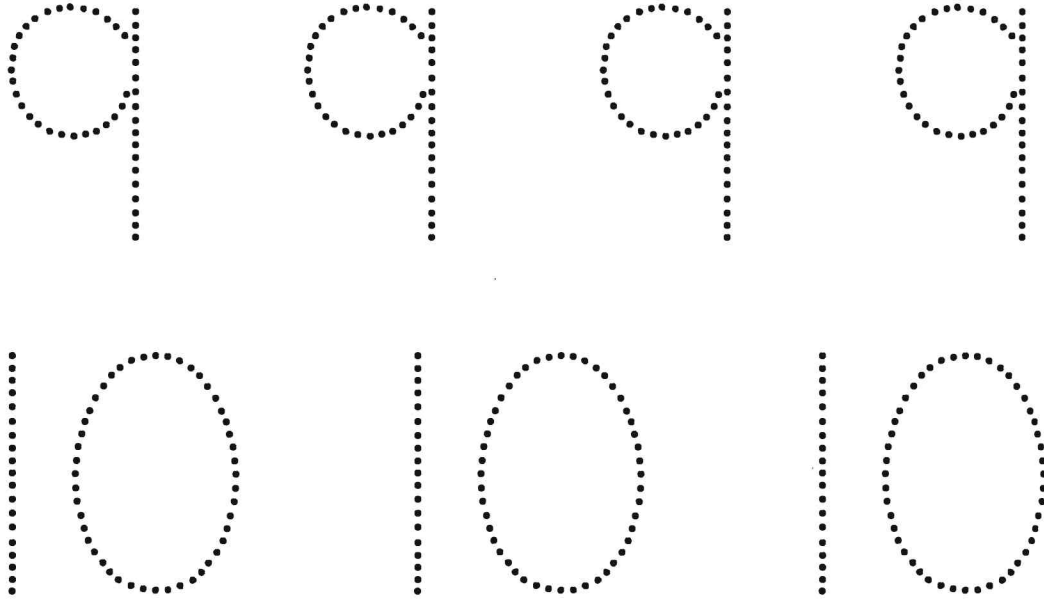
D
K
S
F
B
I

Friday, Week 5




MATH

Trace the numbers: 9 and 10.



ELA

Circle all of the following letters: †



Monday, Week 6



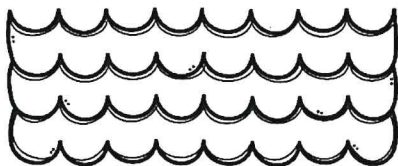
MATH



Color all the boxes that show the number: 4

ELA

Trace the word and color the items in blue.




blue

Tuesday, Week 6

MATH

Color the picture according to the code.

red	2
blue	3
brown	4
green	5



ELA

Write the letter that comes next in the alphabet.


s	t	u	v	w	
---	---	---	---	---	--

c	d	e	f	g	
---	---	---	---	---	--

k	l	m	n	o	
---	---	---	---	---	--

abcdefghijklmnopqrstuvwxyz

Wednesday, Week 6



- 1
- 2
- 3
- 4
- 5
- 6
- 7
- 8
- 9
- 10

MATH

Draw the number of items shown in the box.

1	2	3

ELA

Trace the letters of the alphabet.



q r s t u

v w x y z

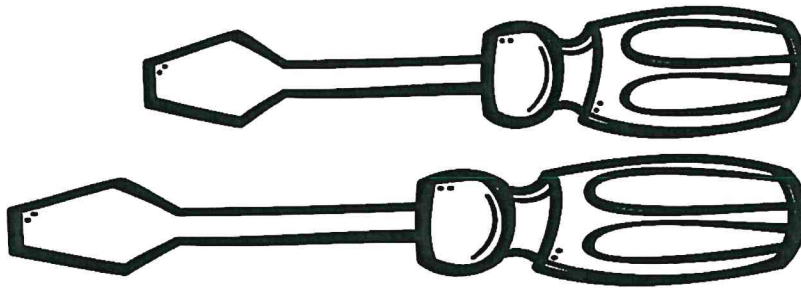

abcdefghijklmnopqrstuvwxyz

Thursday, Week 6




MATH

Which item is longer? Color the longer item.




ELA



Circle the picture that rhymes with the first image.




mop



tree








Friday, Week 6



MATH

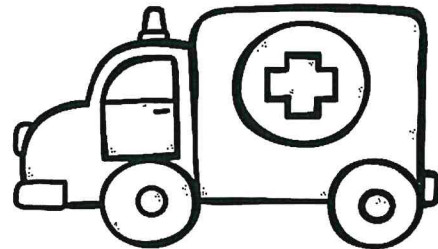




Count the items and write how many in the box below.

- 1
- 2
- 3
- 4
- 5
- 6
- 7
- 8
- 9
- 10

ELA

Color all the pictures that begin with: h



Monday, Week 7



MATH

Color all the boxes that show the number: 5

5		

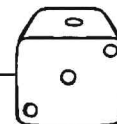
ELA

Match the lowercase letters to their uppercase letters.

j
n
e
o
l
q

N
J
L
Q
O
E

Tuesday, Week 7



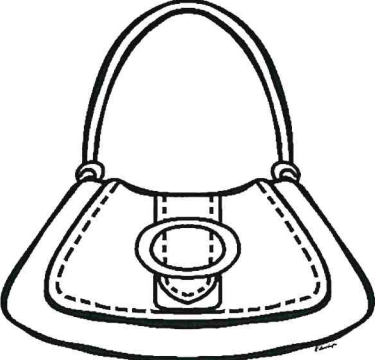


MATH

Roll a die. Color the number you roll. Keep rolling until all the numbers are colored.

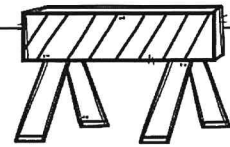
1	2	3	4	5	6
1	2	3	4	5	6
1	2	3	4	5	6

ELA


Write the missing letter to complete each word.

		
__ ag	__ an	__ ap

MATH

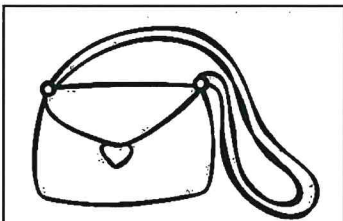


Who is taller? Color the taller of the two.

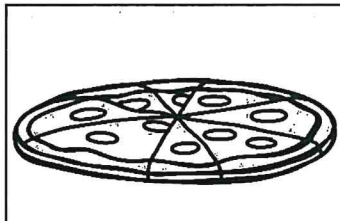


ELA

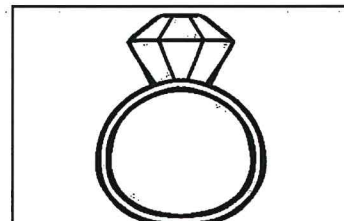
Circle how many syllables are in each word.




1	2	3
---	---	---




1	2	3
---	---	---




1	2	3
---	---	---



1	2	3
---	---	---



1	2	3
---	---	---










1	2	3
---	---	---

Thursday, Week 7





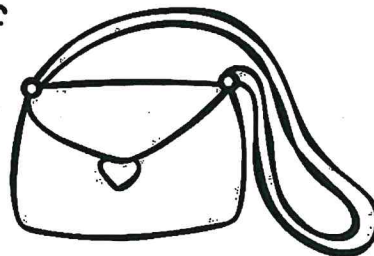

MATH

Color the triangles.



ELA





Color all the pictures that begin with: f



Friday, Week 7

MATH

Write the numbers in the boxes below from 1-5.



--	--	--	--	--


ELA

Trace the lines from left to right.

LEFT



RIGHT



- 1
- 2
- 3
- 4
- 5
- 6
- 7
- 8
- 9
- 10



MATH




Write the missing numbers.

	2		4	
6		8		10

- 1
- 2
- 3
- 4
- 5
- 6
- 7
- 8
- 9
- 10

ELA

Trace the word and color the items in yellow.



y e l l o w

Tuesday, Week 8



MATH

Look at the number patterns. Write what comes next.



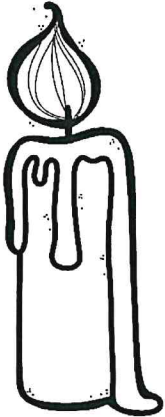

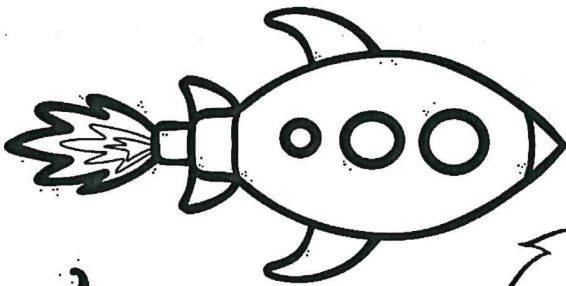
1	2	1	2	1	
---	---	---	---	---	--

3	4	3	4	3	
---	---	---	---	---	--

5	6	5	6	5	
---	---	---	---	---	--

ELA

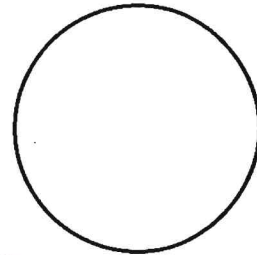
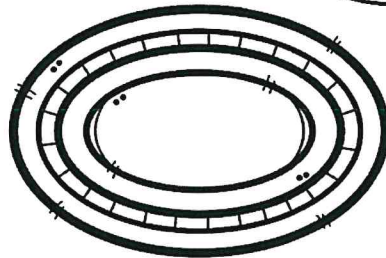

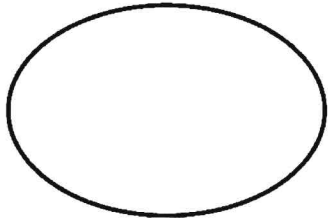




Color all the pictures that begin with: r



Wednesday, Week 8

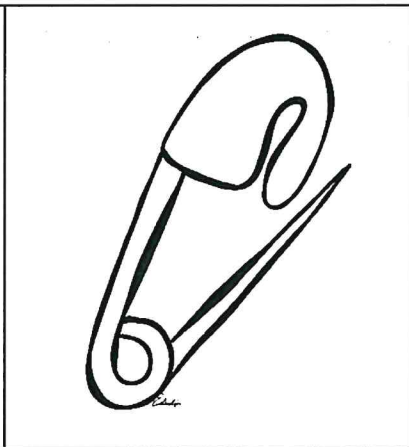


MATH

Match the 2D shapes to their 2D shapes in the environment.



ELA

Write the missing letter to complete each word.



___ en

___ en

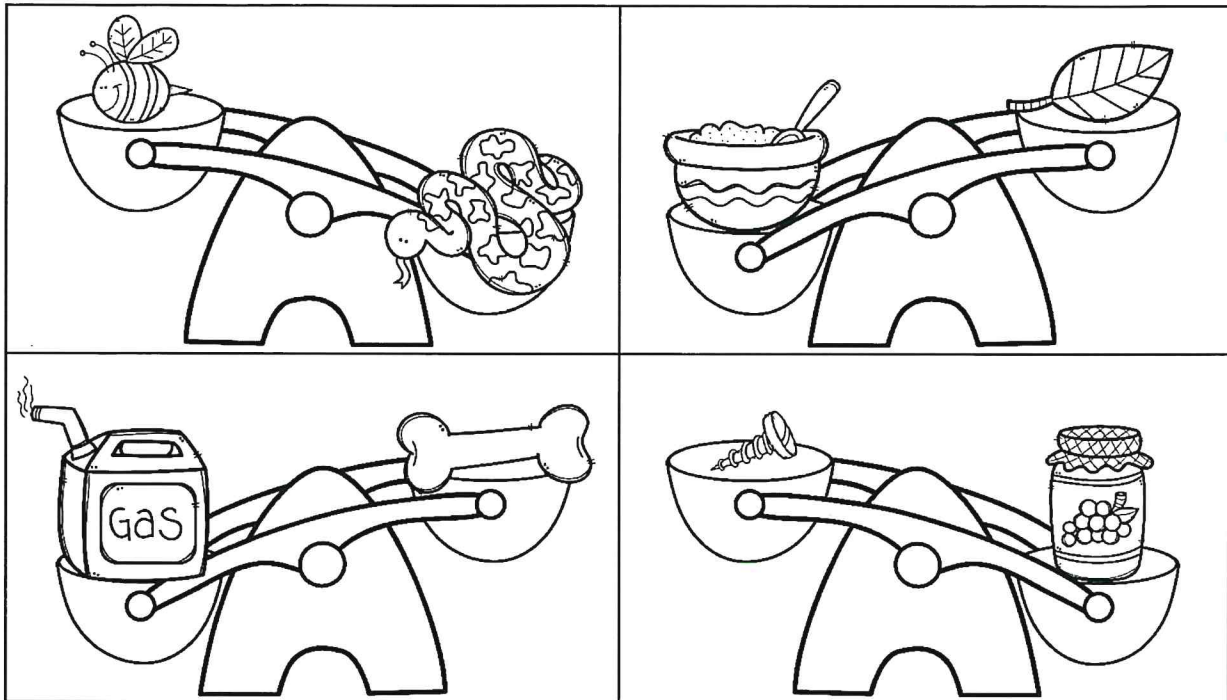
___ in

Thursday, Week 8



MATH

Which is heavier? Color the heavier item.



ELA

Read the word and draw a picture to match.



bat

pot

man

hat